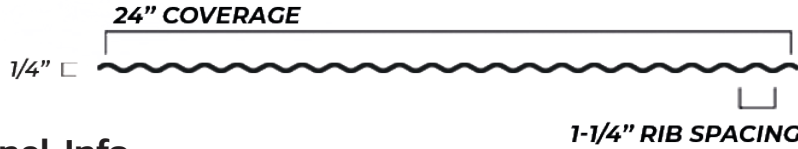


1/4" CORRUGATED



Panel Info




28ga & 24ga availability.
24" coverage with 1/4" corrugation depth
1 1/4" rib spacing, classic corrugated profile
Siding & accent applications only!



Fastener Details

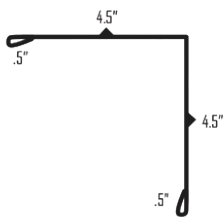
This panel uses the 10x1-1.5" screw for field fastening.
No lap screw required.



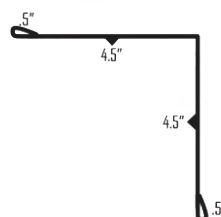
STANDARD TRIM

Siding & accent application only

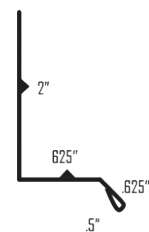
OUTSIDE CORNER



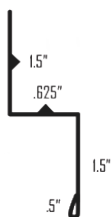
INSIDE CORNER



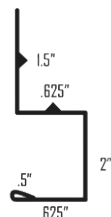
L-BASE



Z-STRIP



BROOM BASE



1/4" J-CHANNEL

